



Model 612-N1-24VDC


Gas Detection Control Enclosure

ISO 9001: 2000 Certified

888-367-4286
281-367-4100
fax 281-292-2860

www.detcon.com
sales@detcon.com

Compatible with Model 12 Control Modules



SPECIFICATIONS

Electrical Classification
NEMA 1 panel mount

Dimensions
11.5"W x 7"H x 8.75"D

Capacity
Up to 6 single channel control modules

Power Input
24 VDC standard

Power Consumption
<5 watts per channel
(includes gas sensor & control module)

Outputs
Discrete analog 4-20 mA DC
Serial RS-485 Modbus™
Discrete or zoned alarm relays

Operating Temperature Range
-40°C to +80°C; -40°F to +175°F

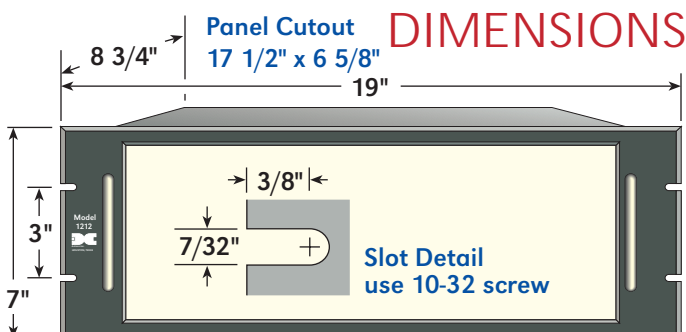
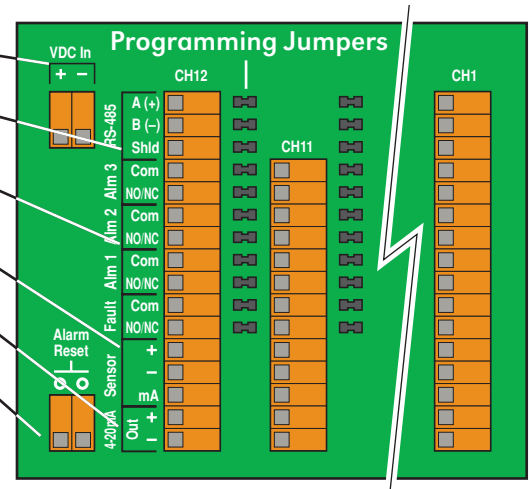
Warranty
One year

DESCRIPTION

Detcon Model 612-N1-24VDC panel mount control enclosure, along with Model 12 digital control modules, is designed to serve as a host control system for remote mount gas detection sensor assemblies. The single channel modular design can be configured for any combination of gases. All control modules are plug-in front panel accessible for easy maintenance and repair. A "blank plate" can be installed on any unused channel until that channel is needed at some future date. Model PS-288 (288 watt) power supply can be used as a 117VAC/24 VDC power source.

- ☞ NEMA 1 Panel Mount
- ☞ Modular plug-in design
- ☞ 1 to 6 channel capacity
- ☞ Discrete analog 4-20 mA outputs
- ☞ Discrete or zoned alarm relays (3 alarms plus fault)
- ☞ Status and parameters accessible via RS-485 Modbus™
- ☞ Compatible with PLC's, SCADA, and DCS

- Power input: 24 VDC standard
- RS-485 allows access to status and parameters
- Alarm and fault relays discrete or zoned via gold plated jumper tabs
- Sensor connections include power and 4-20 mA input
- Discrete 4-20 mA output corresponds to range of detection
- Alarm reset is accomplished via a remote normally open momentary switch



ORDER GUIDE

Model 1212 Control Enclosure #951-061240-000
Blank Plate #912-000008-005